

**By making the right litter box choices now, you can help your cat make the right choices, too!**



**IMPORTANT:** Before assuming your cat has a behavioral problem, have him or her examined by your veterinarian. Urination outside the box can indicate a urinary tract infection, which is often mistaken for a behavioral problem. Left untreated urinary tract infections, especially in male cats due to blockage of the urethra, can be life-threatening. Untreated infections can also lead to ongoing litter box associated behavioral issues.



## **Litter Box placement:**

### **Location, Location, Location...**

#### **✗ DON'TS**

- Don't place boxes in a noisy area, such as next to a furnace, or noisy laundry machines.
- Don't put litter boxes in areas where dogs or children can interrupt or bother the cat who is trying to use them.
- Don't put litter boxes in high traffic areas.

#### **✓ DO'S**

- Put litter boxes in different areas, and different floor levels to discourage territorial blocking of one cat by another from using a litter box.
- Make sure litter boxes are easily accessible for the cat(s), and for the person responsible for cleaning.



6730 Cascade Rd. SE  
Grand Rapids, MI. 49546  
(616) 949 - 0960  
chfa.net



2496 Burton St. SE  
Grand Rapids, MI. 49546  
(616) 988 - 4980  
bvac.net



## **Avoid Inappropriate Litter Box Behavior**



## What type of litter boxes should I buy?

### Poor Choice



Litter box with lid and door. Most cats dislike being totally enclosed with their own waste. The cat may opt to go elsewhere, and it will probably become a behavioral problem unless changes are made.

### Better Choice



A high-sided box, with a wide, open entrance is a better choice. A covered box can work with some cats if the entrance is large with NO door, giving them an easy entry and exit. Try both covered and uncovered to see which your cat prefers.


### Best Choice



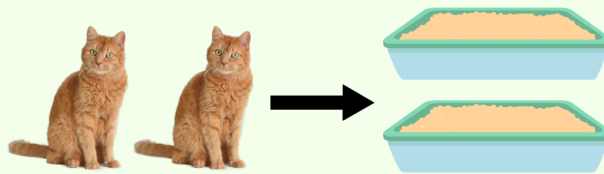
This roomy, open box is easy for the cat to get in and out of, and is easy and quick to clean. Your cat won't feel constricted, and will be inclined to use the box rather than your carpet.

## How many litter boxes are needed?

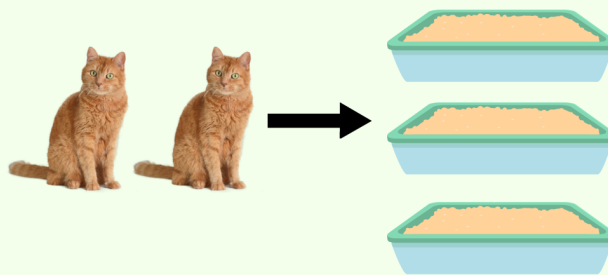
### Poor Choice



### Better Choice



### Best Choice



A general rule of thumb is to have one more box than number of cats. Most cats prefer to urinate in one box, and defecate in another. Having extra boxes in different areas reduces territorial blocking, i.e. preventing another cat access to the box, as well as offering additional opportunities for privacy.

## A clean litter box keeps your cat wanting to use it!

The cat's desire to stay clean is a carryover from the wild to reduce any scent that would give her away to predators. Stepping into dirty litter boxes goes against her instincts and she will seek out a clean place to "dig and bury" her eliminations. Daily (or more!) scooping of litter boxes is recommended; it keeps odor at a minimum, (a cat's sense of smell is much more sensitive than our own) and keeps your cat returning to use the boxes.

Washing out the boxes with a weak bleach/water solution (never use ammonia), thoroughly rinsing, and filling with new litter once or twice a month helps prevent odors from becoming imbedded. It is a good practice to stay away from scented litter. Most cats' sensitive noses dislike scent, and in some rare cases, the chemical reaction between the scent product and cat urine can cause a burning sensation on the skin for susceptible felines.